



# DESIGNLIGHT

SCANDINAVIAN AB

Art nr: JT-3010MW

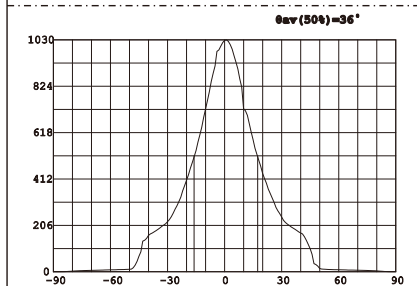
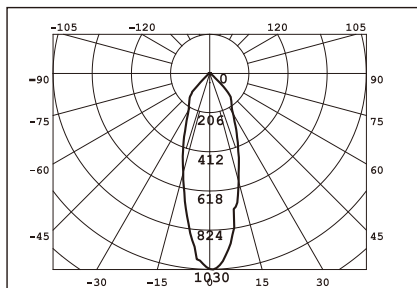


E-nr: 74 744 99

| Effekt Power | Material Material | Färgtemperatur Color temperature | Armaturfärg Fixture color | Anslutning Connection | Ljusflöde Luminous flux |
|--------------|-------------------|----------------------------------|---------------------------|-----------------------|-------------------------|
| 10x7W        | Aluminium         | 3000K                            | Matt White                | 230V                  | 10x620lm                |

CE, ROHS, IP CERTIFIED BY SGS

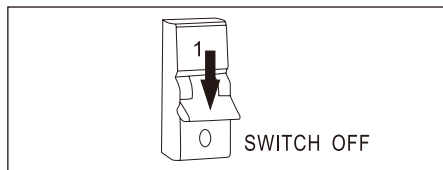


- Dimbar med 350 mA driver
- 89 lm/w med lens, driver
- 105 lm/w utan lens, driver
- CRI Värde >85
- Dimmable with 350 mA driver
- 89 lm/W with lens, driver
- 105lm/W without lens, driver
- CRI value > 85

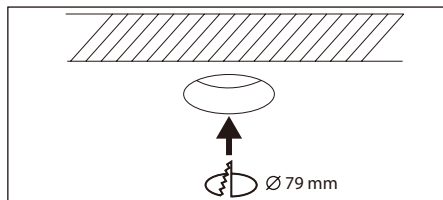


| Avstånd | Belysningsstyrka    | Spridnings vinkel 36° | Diam.    |
|---------|---------------------|-----------------------|----------|
| 0.50m   | 2086,32lx 4122,94lx |                       | 29,00cm  |
| 1.00m   | 671,56lx 1030,74lx  |                       | 58,00cm  |
| 1.50m   | 296,46lx 456,10lx   |                       | 87,00cm  |
| 2.00m   | 167,89lx 257,68lx   |                       | 116,00cm |
| 3.00m   | 74,62lx 114,53lx    |                       | 174,01cm |

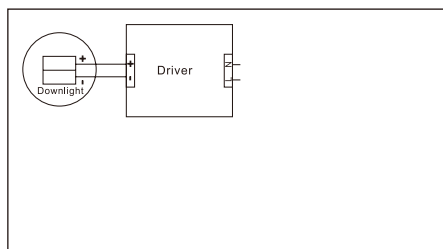
### 1. Stäng av strömmen/Turn off the power



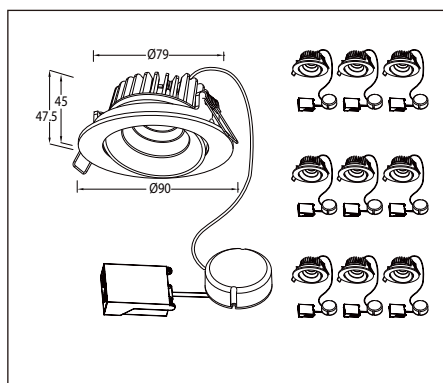
### 2. Borra hål i taket/Drill hole in ceiling



### 3. Anslut till LED-drivern/Connect to LED driver



### Mått/Dimension



This luminaire contains built-in LED lamps.

The lamps cannot be changed in the luminaire.

874/2012

### Komihåg vid montering av downlight LED

Kontrollmät **ALLTID** diametern före håltagning i tak. Antal watt per lampa x antalet lampor ger storleken på transformator. Vid installation av LED följ **ALLTID** kopplingschema.

- OBS! Det är olika transformatorer på LED och halogen.
- 1-2W/kvm vid mjukare belysning normal takhöjd.
- 3-4W/kvm vid allmän belysning normal takhöjd.

#### LED är:

- Miljövänlig och energisnål.
- Lång livslängd, 20.000-50.000 timmar.
- Låg värmeutveckling, stötsäker.

Trivs bäst i kyla, ju lägre temperatur och god luftarea desto bättre ljuseffekt. För ökad livslängd på LED-lampor bör armaturer med kylfläns användas.

Tänk på att **ALDRIG** montera downlight direkt mot lättantändligt material. Desto mer luftarea runt den monterade downlighten, desto säkrare blir installationen. Ökad luftarea ger längre livslängd på ljuskälla och armatur.

### Things to remember when installing LED downlights

**ALWAYS** measure the diameter prior to perforation in ceiling. The amount of Watt per light times the number of lights equal the size of transformer. During installation of LED, **ALWAYS** adhere to the circuit diagram.

#### N.B. Transformers differ for LED and halogen.

- 1-2W/square meter for softer lighting and standard ceiling height.
- 3-4W/square meter for ambient lighting and standard ceiling height.

#### LED is:

- Environmentally friendly and energy efficient.
- Long life expectancy, 20 000-50 000 hours.
- Low heat generation, shock resistant.

LED lights perform at best in cold, the lower the temperature and the more air volume, the better the light output. For increased longevity on LED lights, fixtures with heat sinks should be used.

Remember to **NEVER** install a downlight directly adjacent flammable materials. Sufficient air volume surrounding the installed fixture provides a safer installation. Increased air volume increases life expectancy for both light source and fixture.



# DESIGNLIGHT

SCANDINAVIAN AB

Designlight Scandinavian AB | Toffelvägen 1 | SE-342 60 Moheda

Kundcenter: Telefon 0472-716 10 | Fax 0472-716 09 | info@designlight.nu | www.designlight.nu

www.designlight.nu