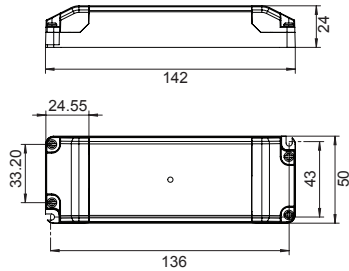


# Zebra LED-panel Linect

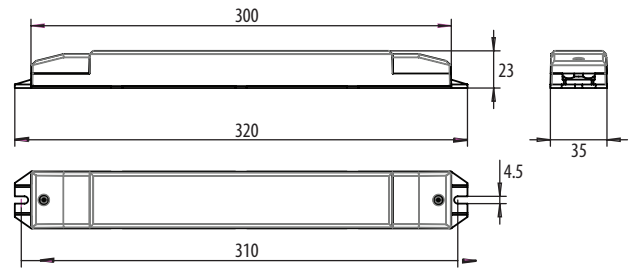
- Zebra LED-Panel 30/40W, OPAL/Prismatisk, 3000K/4000K.
- WINSTA® Snabbkopplingsystem, kompatibelt med Linect för armaturer.

## Måttskisser

Drivdon till  
70 158 72



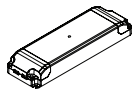
Drivdon till  
70 158 73 &  
70 158 74



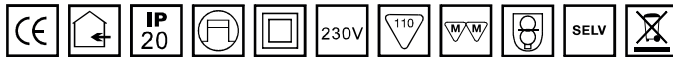
## Teknisk specifikation

E-nummer	Benämning	Färg	Total effekt (W)	Primärsidan spänning	Mått
70 158 72	LED-Panel 40W Opal Linect	Vit (RAL 9010)	30W ±5%	220-240V 50-60Hz	595x595x40mm
70 158 73	LED-Panel 40W Opal DALI Linect	Vit (RAL 9010)	40W ±5%	220-240V 50-60Hz	595x595x40mm
70 158 74	LED-Panel 40W Prismatisk DALI Linect	Vit (RAL 9010)	40W ±5%	220-240V 50-60Hz	595x595x40mm

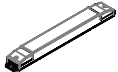
### Drivdon 40W Linect 70 158 72



Artikelnummer	Primärsidan spänning	Sekundärsidan spänning	Sekundärsidan strömstyrkan	Sekundärsidan max effekt	TA	TC
ZSTAN402	220-240V 50-60Hz	29-57V	700mA	40W	-20°C+50°C	Max 80°



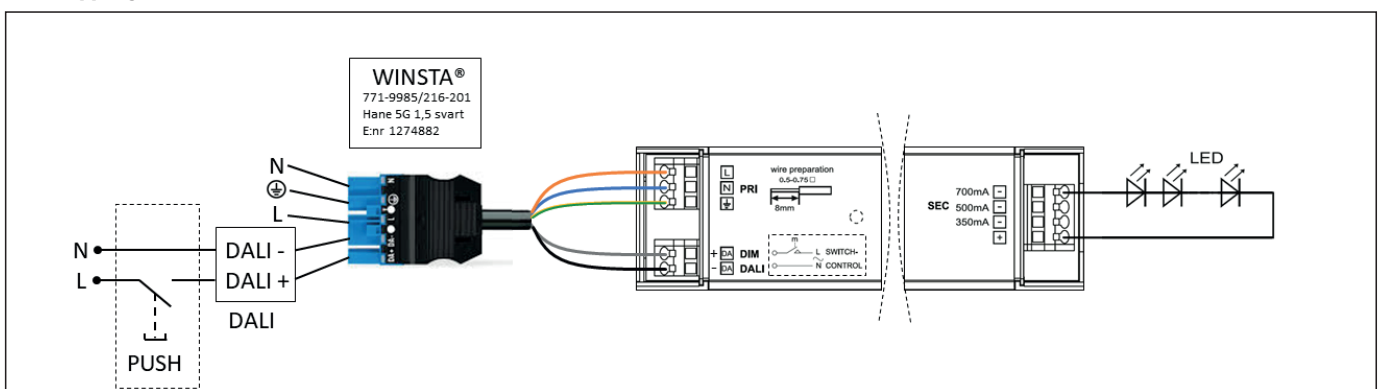
### Drivdon 40W Linect DALI 70 158 73 & 70 158 74



Artikelnummer	Primärsidan spänning	Sekundärsidan spänning	Sekundärsidan strömstyrkan	Sekundärsidan max effekt	TA	TC
LI-40-350/500/700D	220-240V 50-60Hz	20-60V	700mA	14-42W	-20°C+50°C	Max 80°



### Kopplingsschema Linect DALI 70 158 73 & 70 158 74



### Kopplingsschema Linect 70 158 72

