

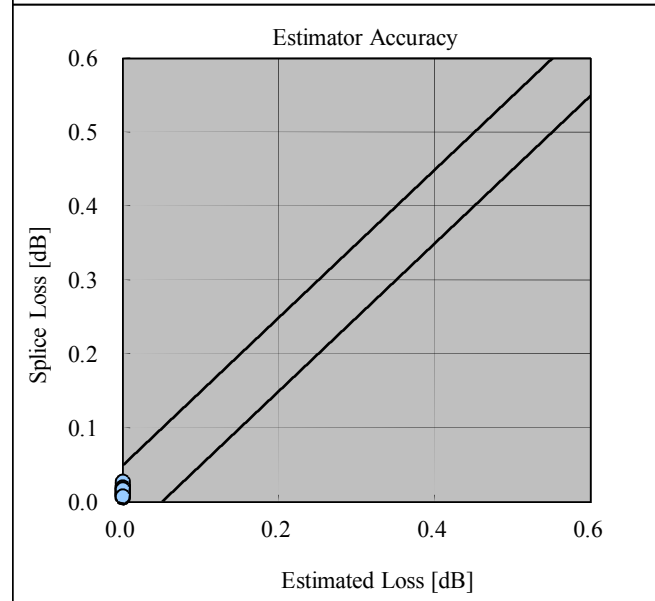
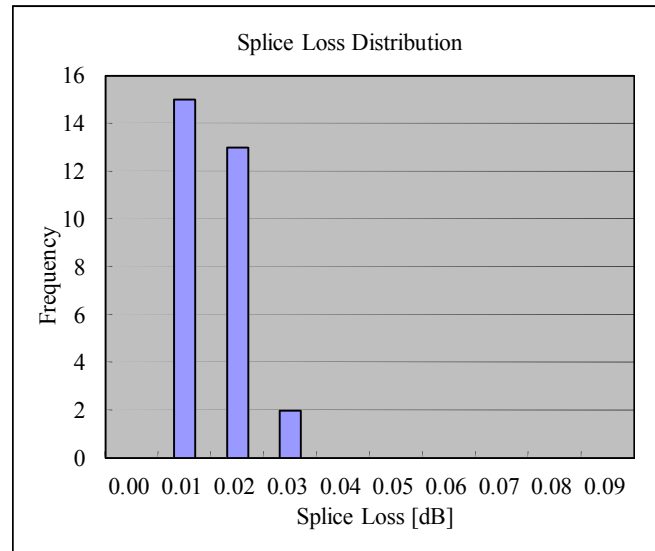
FSM-70S Arc Parameters & Estimating Parameters

Corning SMF28e - Corning SMF28e

| | |
|------------------------|------------------|
| Transmission Direction | SMF28e >> SMF28e |
| Wave Length | 1310nm |
| Cleave Length | 16mm |

| | |
|-------------------------|--------------|
| Average Loss [dB] | 0.014 |
| Standard Deviation [dB] | 0.006 |
| Maximum Loss [dB] | 0.028 |
| Minimum Loss [dB] | 0.006 |

| Arc Parameters & Estimating Parameters | | |
|--|-----|-------------|
| FiberType | | Auto |
| Mode Title 1 | | Auto |
| Mode Title 2 | | SM/NZ/DS/MM |
| Cleave Limit | deg | 3.0 |
| Loss Limit | dB | 0.20 |
| Cleave Shape Error | | Normal |
| Arc Power | bit | Auto |
| Arc Time | ms | Auto |
| Cleaning Arc | ms | 150 |
| Rearc Time | ms | 800 |



Note

□ and ▲ on "Estimating Accuracy" graph are bad splice made by intentional bad condition.

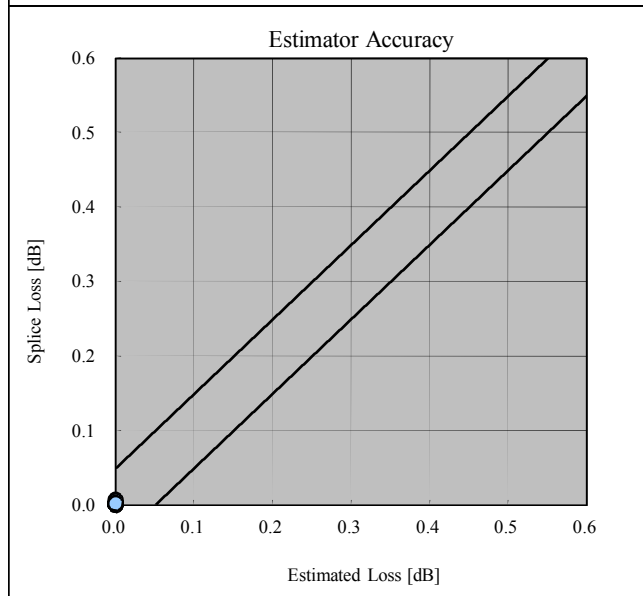
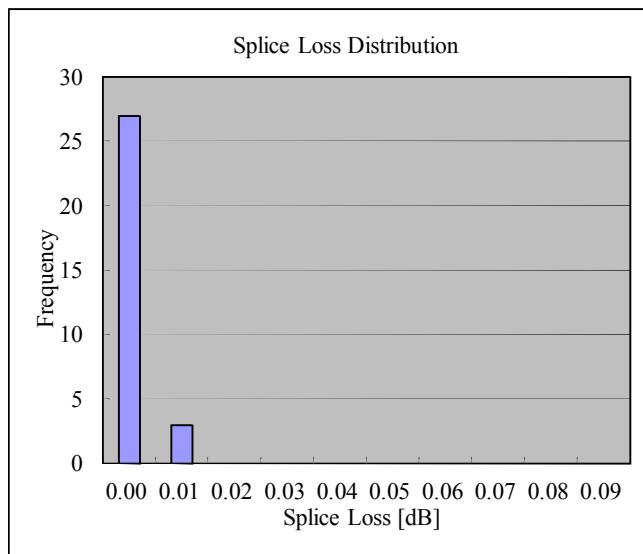
FSM-70S Arc Parameters & Estimating Parameters

Fujikura MM - Fujikura MM

| | |
|------------------------|----------|
| Transmission Direction | MM >> MM |
| Wave Length | 1310nm |
| Cleave Length | 16mm |

| | |
|-------------------------|--------------|
| Average Loss [dB] | 0.002 |
| Standard Deviation [dB] | 0.002 |
| Maximum Loss [dB] | 0.008 |
| Minimum Loss [dB] | 0.000 |

| Arc Parameters & Estimating Parameters | | |
|--|-----|----------|
| FiberType | | MM-MM |
| Mode Title 1 | | MM-MM |
| Mode Title 2 | | |
| Rearc Time | ms | 800 |
| Cleaning Arc | ms | 150 |
| Gap | um | 15 |
| Gapset Pos. | um | CENTER |
| Focus-L | | Edge |
| Focus-R | | Edge |
| Align | | Clad |
| ECF | | OFF |
| Auto Power | | OFF |
| Prefuse Power | bit | STANDARD |
| Prefuse Time | ms | 240 |
| Overlap | um | 20 |
| Arc1 Power | bit | STANDARD |
| Arc1 Time | ms | 3000 |
| Arc2 Power | bit | STANDARD |
| Arc2 Time | sec | OFF |
| Arc2 ON-Time | ms | 180 |
| Arc2 OFF-Time | ms | 0 |
| Taper Splice | | OFF |
| Taper Wait | ms | 400 |
| Taper Speed | bit | 20 |
| Taper Length | um | 10 |
| Estimating Mode | | Clad |
| MFD-Left | um | 62.5 |
| MFD-Right | um | 62.5 |
| Minimum Loss | dB | OFF |
| Wave Length | nm | 1310 |
| Core Bending Coef. | | 1.0 |
| MFD Mismatch Coef. | | OFF |
| Cleave Limit | deg | 5.0 |
| Loss Limit | dB | 0.20 |
| Fiber Angle Limit | deg | 2.0 |
| Cleave Shape Error | | Normal |



Note

□ and ▲ on "Estimating Accuracy" graph are bad splice made by intentional bad condition.